

Micaflex P ver 4 Differential pressure transmitter with microcontroller

MF-P ver 4

APPLICATION

MF-P is a pressure transmitter designed for measuring of low positive, negative and differential pressure.

- ✓ Output signal in Volt and mA
- ✓ Easy One-Key zero-setting
- ✓ Two selectable measuring ranges, full range or half range
- ✓ Selectable damping
- ✓ Calibration certificate attached



MOUNTING

MF-P is designed for wall mounting but can be fitted with an optional frame kit, MFM-PANEL, for recessed mounting in a wall or through a cabinet door.

PRESSURE CONNECTIONS

Pressure connection can be made with mounting kit VR-DR or HT-plastic tube 8/6 mm.

ZERO ADJUSTMENT

Press down the Zero-setting key until the LED turns off. Release the key and the zero-setting is finished.

OUTPUT SIGNAL SELECTION

Volt and mA signal have different wiring terminals. Verify that the correct output is connected.

SETTING OF DAMPING

MF-P offers a possibility to set different damping (time constant). At delivery of MF-P, the damping is set to 1,5 seconds damping.

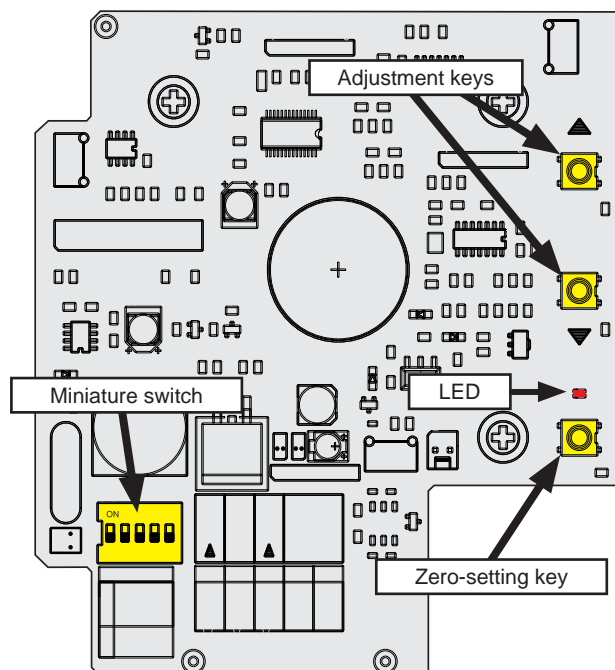
HALF MEASURING RANGE

Set the miniature switch no 1 in position "OFF" for full measuring range (100%) or in position "ON" for half measuring range (50%).

NOTE! The accuracy is always for the full range.

ADJUSTING THE MEASURING RANGE

The measuring range can be adjusted to correct a measuring deviation. Instruction can be found on our website, www.micatrone.com.



TECHNICAL DATA

Supply voltage:	24 ± 15% VAC, 20...32 VDC 24, 115, 230 VAC (with transformer) 50/60 Hz
Power consumption:	Max 3 VA (24 VAC) Max 2 W (24 VDC) Max 8 VA (230 VAC)
Range:	-50...+50 (-25...+25) Pa 0...50 (0...25) Pa 0...100 (0...50) Pa 0...200 (0...100) Pa 0...500 (0...250) Pa 0...1 (0...0,5) kPa 0...2 (0...1,0) kPa 0...5 (0...2,5) kPa Other ranges on request. Measuring range in brackets at half the measuring range.
Overload:	Max 50 kPa
Accuracy:	< ± 0,5 % of the full range plus ± 0,5 Pa
Temperature drift:	< ± 0,5 % /10 °C
Damping:	Selectable time constants of 0.05, 0.7, 1.5 and 2.2 s.
Output signal:	4...20 mA max $R_L = 400 \text{ Ohm}$ 0...10 Volt $R_L = 0 \text{ Ohm}$ Both mA and Volt signal can be used simultaneously. 0 ... 20 mA can be ordered. Inverted signal can be ordered.
Ambient temp.:	0...50°C
Degree of protec.:	IP 65, ABS plastic
El. connections,	
- solid conductor:	1 x 2,5 mm ² / terminal
- stranded conductor:	1 x 1,5 mm ² / terminal
Cable entries:	2 pcs threaded holes M16x1,5 (cable glands not included)
Pressure. conn.:	8/6 mm HT-plastic tube
Dimensions:	WxHxD = 122x120x90 mm
Weight:	0.55 kg

EMC/LVD/ROHS II

AB Micatrone declare under sole responsibility that MF-P is in conformity with the essential requirements in the EMC-, the LVD- and the RoHS II directive. The full text of Manufacturers declaration of conformity is available on Micatrone's website.

SERVICE

MF-P normally needs no service, but we recommend to check the zero point once a year.

CLEANING

MF-P should be cleaned with a soft cloth and a light detergent. Do not use scouring powder or solvent.

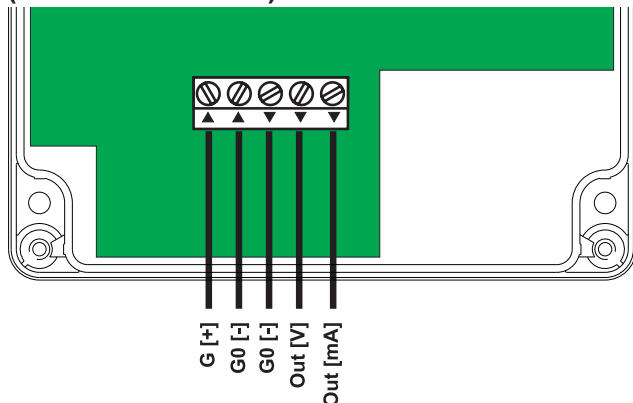
TRANSFORMER (OPTIONAL)

The output signal is normally not galvanically separated from the supply voltage. To obtain galvanic separation between the output signal and the supply voltage on a standard transmitter, the apparatus must be equipped with a plug-in transformer. Plug-in transformer can be obtained for 24, 115 or 230 VAC.

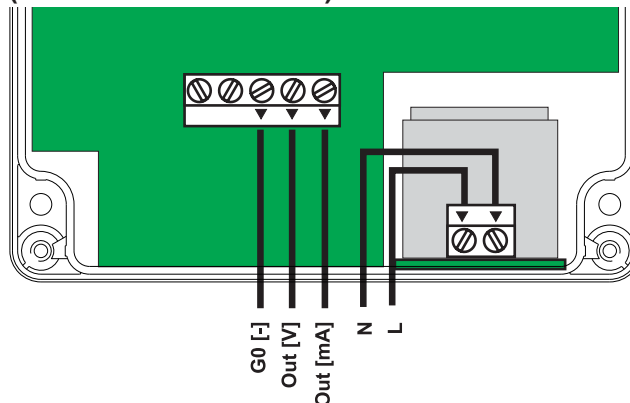
ACCESSORIES

- ✓ Mounting kit VR-DR
- ✓ VM-3 Measuring connection duct
- ✓ VM-2 Measuring connection indoor
- ✓ VM-6 Measuring connection outdoor
- ✓ HT-plastic tubing 8/6 yellow, per meter or roller 50 m
- ✓ Manifold valve 2-TK
- ✓ MFM-Panel (wall/cabindoor) mounting kit
- ✓ Mounting kit for DIN-rail
- ✓ Transformer 24, 115, 230 VAC, built-in

CONNECTION 24 VAC / 20...32 VDC (without transformer)



CONNECTION 24 / 115 / 230 VAC (with built-in transformer)



AB Micatrone
Aldermansvagen 3
SE-171 48 SOLNA
SWEDEN

Telephone: +46-8-470 25 00

Internet: www.micatrone.com
E-mail: info@micatrone.se